


Not having constant internet, my goal is to have a functioning standalone Java developer. These screen shots are made without being connected to the internet:

I downloaded Eclipse Juno Java Developer to an old Dell with an old Windows XP operating system late in 2012 and began using it in 2013.

 Dell Inc.	
Latitude D620	
Service Tag	3YM2B1
Express Service Code	8624796157
Processor	Genuine Intel(R) CPU T2400 @ 1.83GHz
Processor Speed	1.79 GHz
Memory (RAM)	2048 MB
Operating System	Microsoft Windows XP Professional
Operating System Version	5.1.2600

Address C:\My Downloads				
File and Folder Tasks				
Other Places				
Local Disk (C:)				
My Documents				
Shared Documents				
My Computer				
My Network Places				
Details				
Name	Size	Type	Date Modified	
tocView	104 KB	Chrome HTML Docu...	4/19/2015 10:39 AM	
documentation	17 KB	Chrome HTML Docu...	4/19/2015 10:36 AM	
eclipse-cpp-juno-SR1-win32	132,568 KB	Compressed (zippe...	12/31/2012 5:31 PM	
eclipse-java-juno-SR1-win32	153,657 KB	Compressed (zippe...	12/31/2012 5:29 PM	
Quickset Upgrd	9,964 KB	Application	8/15/2012 9:06 PM	
Broadcom Controller	7,980 KB	Application	8/15/2012 9:06 PM	
D620_A10	964 KB	Application	8/15/2012 9:06 PM	
sw_license_email_730514	2 KB	DAT File	8/24/2009 2:28 PM	
MINITAB_14[1].20_Perpetual...	412 KB	Application	9/8/2006 10:48 AM	
smartcrt0	490 KB	Application	8/4/2006 2:46 PM	
eclipse-java-juno-SR1-win32		File Folder	1/3/2013 9:51 PM	
eclipse-cpp-juno-SR1-win32		File Folder	1/3/2013 9:48 PM	
Roxio 10		File Folder	11/18/2012 8:41 PM	
QuickTime		File Folder	8/26/2012 9:31 PM	
MATLAB7.8		File Folder	9/9/2010 4:04 PM	
Boeing		File Folder	5/29/2008 4:13 PM	
R145P3		File Folder	8/4/2006 2:55 PM	

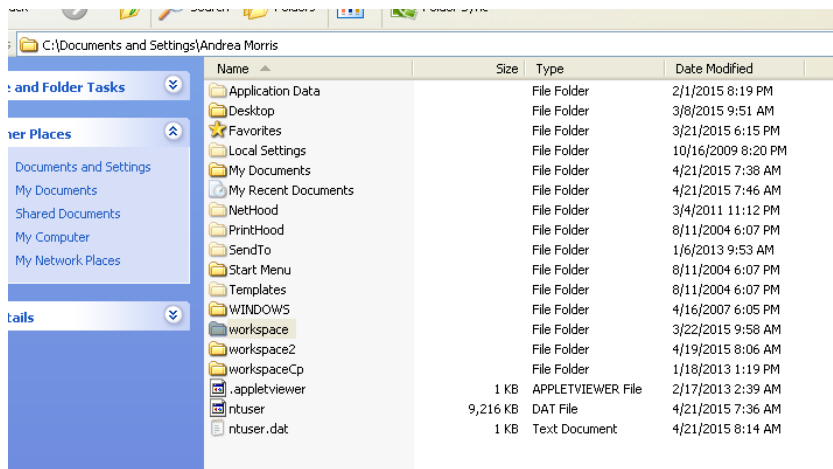


(I accepted Chrome internet Viewer last week.)

Address C:\My Downloads\eclipse-java-juno-SR1-win32\eclipse				
File and Folder Tasks				
Other Places				
eclipse-java-juno-SR1-win3				
My Documents				
Shared Documents				
My Computer				
My Network Places				
Details				
Name	Size	Type	Date Modified	
configuration		File Folder	4/21/2015 7:24 AM	
dropins		File Folder	1/3/2013 9:54 PM	
features		File Folder	1/3/2013 9:54 PM	
p2		File Folder	1/3/2013 9:54 PM	
plugins		File Folder	1/3/2013 9:54 PM	
readme		File Folder	1/3/2013 9:54 PM	
.eclipseproduct	1 KB	ECLIPSEPRODUCT File	1/3/2013 9:51 PM	
artifacts	119 KB	XML Document	1/3/2013 9:54 PM	
eclipse	312 KB	Application	1/3/2013 9:54 PM	
eclipse	1 KB	Configuration Settings	1/3/2013 9:54 PM	
eclipsesec	24 KB	Application	1/3/2013 9:51 PM	
epl-v10	17 KB	Chrome HTML Docu...	1/3/2013 9:54 PM	
notice				

Every time I access the Eclipse Java developer, the configuration file is overwritten.

My Downloads\eclipse-java-juno-SR1-win32\eclipse\configuration			
File and Folder Tasks			
Other Places			
My Documents			
Shared Documents			
My Computer			
My Network Places			
Details			
Name	Size	Type	Date Modified
.settings		File Folder	4/21/2015 7:24 AM
org.eclipse.core.runtime		File Folder	4/20/2015 7:24 AM
org.eclipse.equinox.app		File Folder	1/18/2013 1:02 PM
org.eclipse.equinox.simpleconfigurator		File Folder	1/3/2013 9:54 PM
org.eclipse.help.base		File Folder	2/17/2013 1:56 AM
org.eclipse.osgi		File Folder	10/19/2014 2:35 PM
org.eclipse.ui.intro.universal		File Folder	1/18/2013 1:04 PM
org.eclipse.update		File Folder	4/21/2015 7:24 AM
config	1 KB	Configuration Settings	1/3/2013 9:54 PM

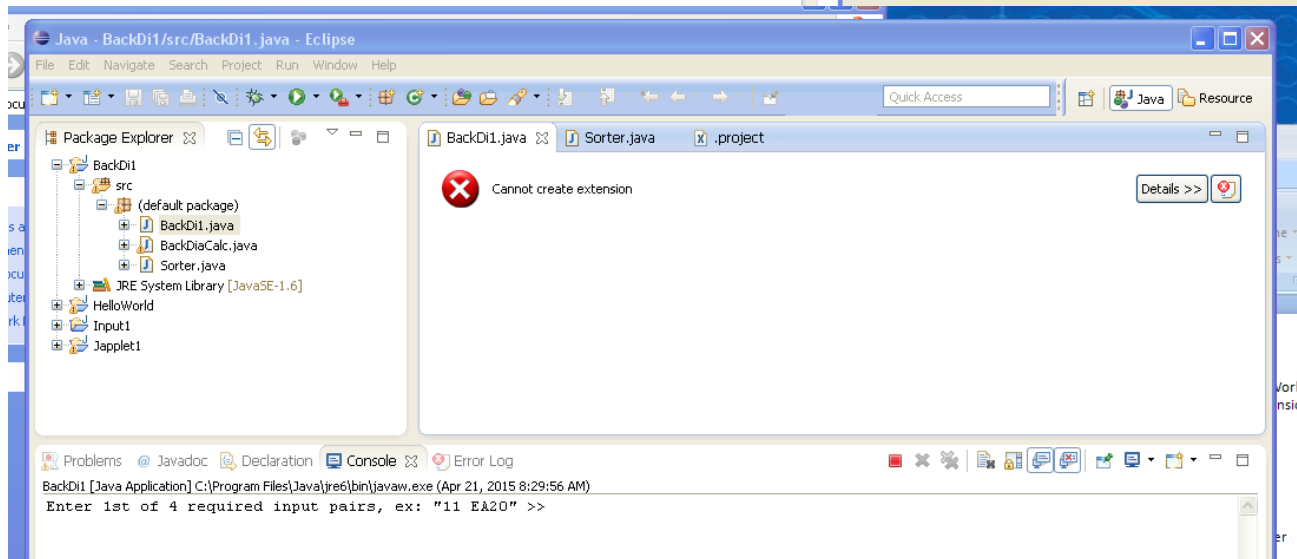
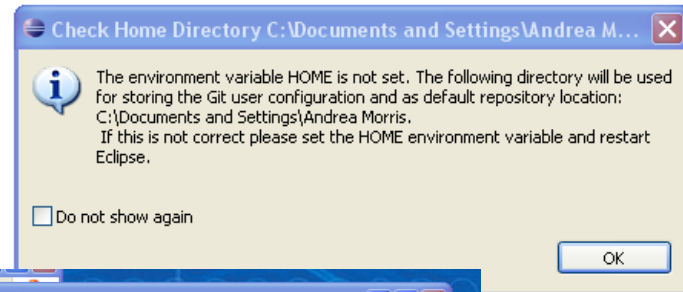
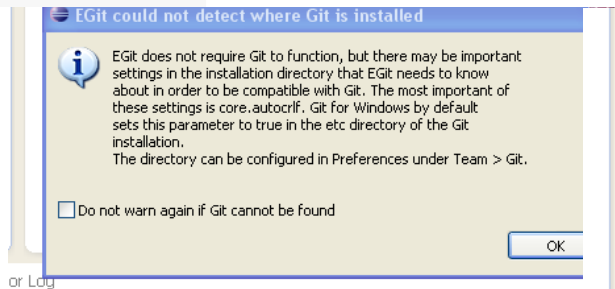


Recently, earlier in April 2015, accepting the old Workspace work folder, I got the familiar “Cannot create extension” error.

(I’ve seen this error before, and per site posted tip, I could eliminate it by creating a new Workplace folder- see next page)

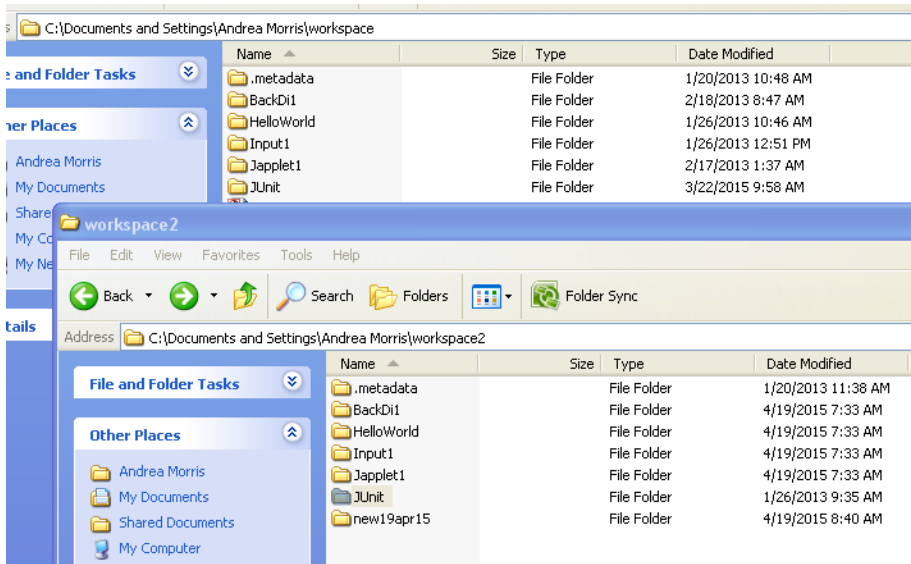
I accepted default Egit and Home and it always worked, including showing my interactive editor.

Old Juno has Packages, NOT Projects.

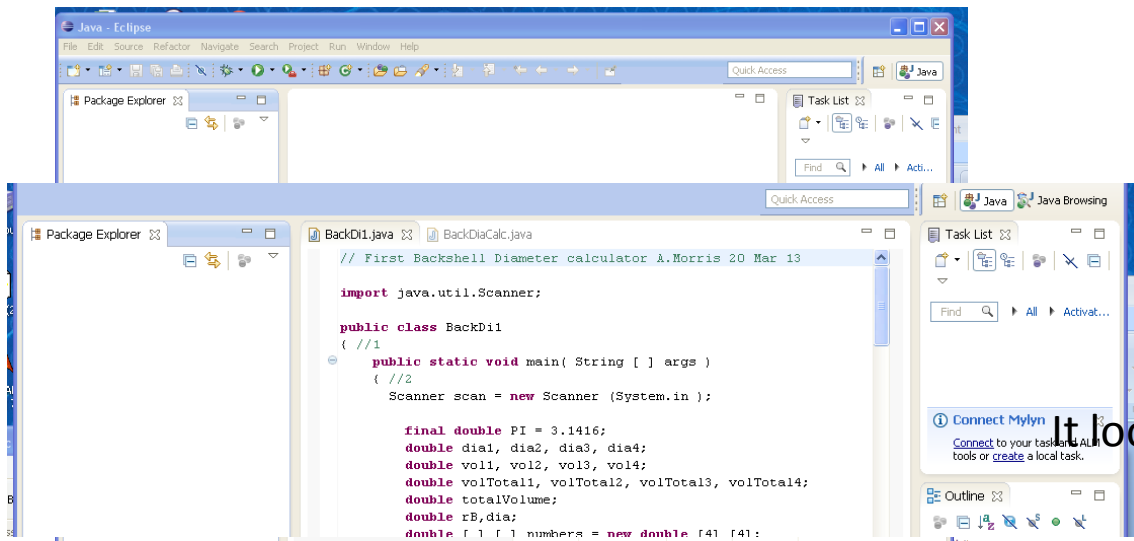


Remarkably, even without an open editor, and extension, whatever that means in this context, my old coded runs interactively and correctly.

I created a second Workspace, Workspace2, where I copied everything on 4/19, but accessed Eclipse while connected to the internet, (and after I accepted the Chrome internet access tool), and still couldn't get an editor, but got the "Ant build" error. While I am connected to the internet, I cannot access the old Juno Help documentation.



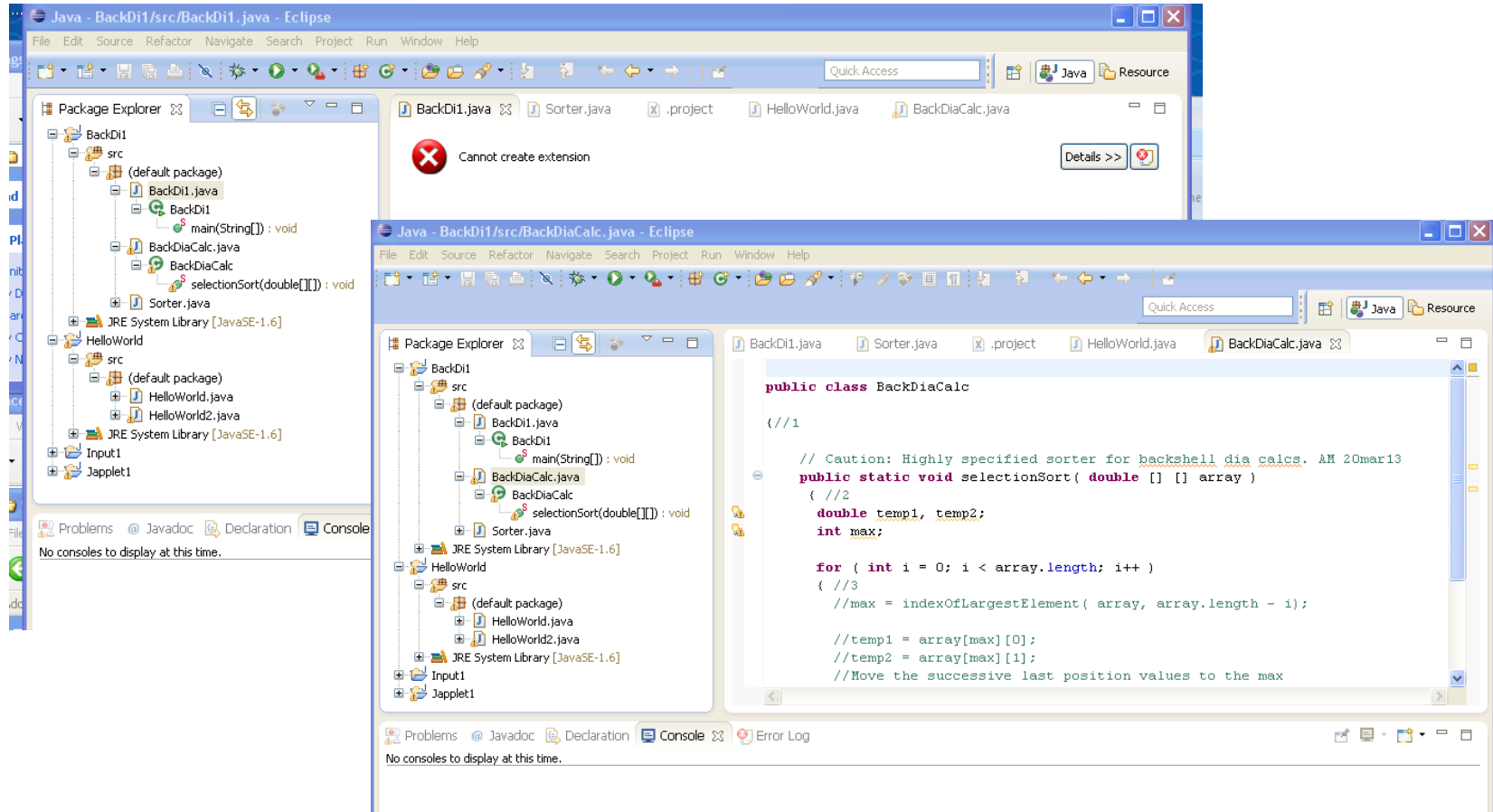
I created a third Workspace, Workspace3, where I copied the old files, and accessed Eclipse with it off line, and I no longer get "Cannot create extension" error, the but now get a Mylyn prompt , jar prompts and no recognized files:



I then tried to open the old files with File/open , found no files in Workspace3, (although they are there in Windows file view) BUT could open them in an editor by switching to the original Workplace. But cannot run it (wants Ant build)

It looks like Eclipse accidently updated.

By accessing the 2012 Eclipse Juno Java developer offline with 2013 copies of .metadata and JUnit files and manually opening the heritage Java “perspective” Under the Window tab, Open Perspective, Other, Java (default), I can double click on BackD1.java and get Cannot create extension “ error, but can double click on BackDiaCalc.java and get the editor.



It looks like I've damaged two of these source codes.